

	<h1>HOPE AND JOY</h1>	
REGION: DAR ES SALAAM	SCHOOL AVERAGE:	25.3
DISTRICT: KINONDONI		

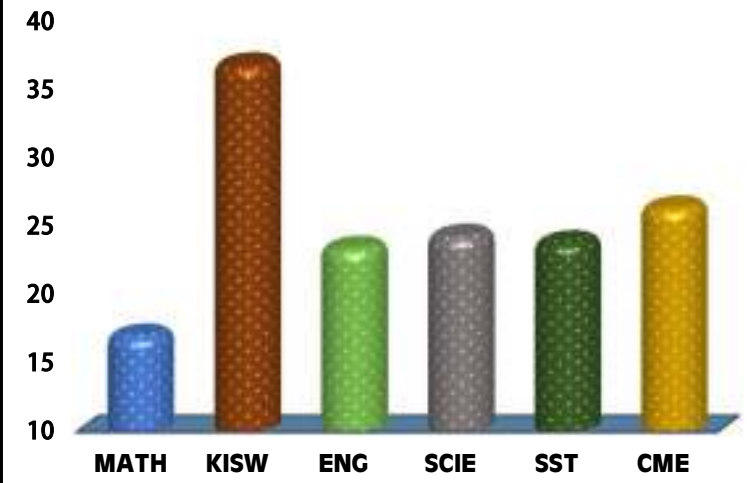
SUBJECT AND GRADE PERFORMANCE ANALYSIS

SUBJECT RANKING			
KISWAHILI	36.8	74%	1
CIVIC AND MORAL EDUCATION	26.4	53%	2
SCIENCE	24.3	49%	3
SOCIAL STUDIES	23.8	48%	4
ENGLISH	23.4	47%	5
MATHEMATICS	17.0	34%	6



SUBJECT GRADE ANALYSIS					
SUBJECT/GRADE	A	B	C	D	E
MATHEMATICS	2	2	24	30	22
KISWAHILI	26	41	9	3	1
ENGLISH	0	12	42	23	3
SCIENCE	2	17	38	20	3
SOCIAL STUDIES	5	13	28	29	5
CIVIC AND MORAL	2	23	35	19	1

OVERALL GRADE ANALYSIS			
A	2	80	2%
B	16		20%
C	39		48%
D	23		28%
F	0		0%

CHART SUBJECT ANALYSIS



BOYS VS GIRLS PERFORMANCE

	SAT		SAT	TOTAL
	48		33	81
26%		24%		

SEATED	80	99%
ABSENTEES	1	1%
PASSED	57	70%
FAILED	23	28%

NO	NAME	SEX	MATH		KISW		ENG		SCI		SST		CME		TOTAL	AVG	GRADE	POS
1	CUTHBERT JAMES MNYACHIBWE	M	38	B	47	A	38	B	43	A	45	A	45	A	256	42.7	A	1
2	ADRIAN JOSEPH NDUNGURU	M	35	B	44	A	34	B	41	A	44	A	45	A	243	40.5	A	2
3	DORCAS GILBERT RAPHAEL	F	41	A	44	A	38	B	35	B	42	A	40	B	240	40.0	B	3
4	GRACE STEPHEN KIMANZI	F	42	A	48	A	35	B	36	B	34	B	33	B	228	38.0	B	4
5	COLLIRNE ARBOGAST LEON	M	22	C	43	A	37	B	35	B	46	A	39	B	222	37.0	B	5
6	LONGINO AGIDIUS JOACHIM	M	28	C	45	A	32	B	40	B	40	B	33	B	218	36.3	B	6
7	ERHARD NORBET CHUNDA	M	28	C	44	A	34	B	34	B	36	B	32	B	208	34.7	B	7
8	MAGDALENA ANNIY LEMA	F	27	C	44	A	37	B	35	B	25	C	37	B	205	34.2	B	8
9	ARSHAVIN ANDREW NJIA	M	29	C	45	A	26	C	32	B	38	B	34	B	204	34.0	B	9
10	JESSE SOSTHENES MALIMI	M	22	C	37	B	38	B	30	C	37	B	37	B	201	33.5	B	10
11	CARLOS AMANI AQUILINE	M	25	C	37	B	27	C	31	B	41	A	38	B	199	33.2	B	11
12	KELVIN CHRISPIN MTEI	M	20	D	43	A	28	C	35	B	38	B	33	B	197	32.8	B	12
13	DHULKIFR ATHUMAN ALLY	M	24	C	47	A	25	C	30	C	30	C	37	B	193	32.2	B	14
14	ELIURUMA JOHN KINGU	M	20	D	40	B	27	C	35	B	34	B	37	B	193	32.2	B	14
15	AALICE MIKA MMBAGA	F	21	C	44	A	32	B	32	B	26	C	34	B	189	31.5	B	15
16	EMMANUEL JAMES FARIJALA	M	26	C	44	A	23	C	26	C	36	B	33	B	188	31.3	B	16
17	SALOME VICTOR THOMAS	F	16	D	43	A	27	C	34	B	38	B	29	C	187	31.2	B	17
18	ELIUD DEOGRATIUS VECENT	M	25	C	45	A	30	C	30	C	25	C	31	B	186	31.0	B	18
19	RONALDO BINOMUGABI MWESIGA	M	21	C	39	B	26	C	23	C	40	B	32	B	181	30.2	C	19
20	CALTON FRIDAY NDAROH	M	22	C	40	B	26	C	32	B	31	B	29	C	180	30.0	C	20
21	JOVIN CHARLES NDERINGO	M	27	C	33	B	33	B	25	C	29	C	32	B	179	29.8	C	21
22	ANGEL KULWA MADELEKA	F	18	D	40	B	31	B	24	C	33	B	30	C	176	29.3	C	22
23	MELISSA GODBLESS MWANRI	F	22	C	43	A	24	C	25	C	27	C	31	B	172	28.7	C	23
24	ATHUMANI ZUBERI ATHUMAN	M	13	D	43	A	27	C	27	C	29	C	32	B	171	28.5	C	24
25	HUSNA RAMADHANI LIPALU	F	8	E	47	A	28	C	25	C	28	C	32	B	168	28.0	C	25

NO	NAME	SEX	MATH		KISW		ENG		SCI		SST		CME		TOTAL	AVG	GRADE	POS
26	MOHAMMED RAJABU MADELEKA	M	24	C	37	B	26	C	24	C	25	C	29	C	165	27.5	C	26
27	HUSNA YASSIN LUPOLA	F	15	D	42	A	27	C	25	C	25	C	30	C	164	27.3	C	28
28	PRISCA WILLIAM OMEME	F	20	D	41	A	21	C	24	C	32	B	26	C	164	27.3	C	28
29	GODWIN ROBERT MYANGA	M	22	C	42	A	24	C	23	C	26	C	26	C	163	27.2	C	30
30	MOURINE JOANES KILUMILE	F	23	C	39	B	20	D	32	B	23	C	26	C	163	27.2	C	30
31	ISAAC AISEA MBONJA	M	19	D	37	B	23	C	30	C	26	C	26	C	161	26.8	C	31
32	EMMANUEL SAMSON MMARI	M	16	D	37	B	25	C	33	B	20	D	29	C	160	26.7	C	33
33	ROSABEL RODNEY URONU	F	22	C	38	B	23	C	23	C	23	C	31	B	160	26.7	C	33
34	ABISHAGI JOSHUA NATHANIA	F	13	D	39	B	24	C	27	C	30	C	25	C	158	26.3	C	35
35	BRIAN FELIX MUNNA	M	17	D	41	A	24	C	23	C	27	C	26	C	158	26.3	C	35
36	KELVIN GASPER MLINGI	M	19	D	41	A	19	D	23	C	30	C	25	C	157	26.2	C	36
37	BARAKA GODFREY KIMAMBO	M	24	C	36	B	23	C	28	C	18	D	27	C	156	26.0	C	37
38	CHRISTINA NDAYISHIMIYE CHRISTIANUS	F	24	C	39	B	10	E	25	C	27	C	29	C	154	25.7	C	38
39	BRUNO WILLIAM MSOFE	M	21	C	39	B	13	D	27	C	29	C	24	C	153	25.5	C	40
40	EDITH ERICK KAAYA	F	23	C	39	B	27	C	21	C	20	D	23	C	153	25.5	C	40
41	DEOGRATIAS YOHANE MABOKO	M	15	D	35	B	24	C	29	C	18	D	28	C	149	24.8	C	42
42	MUSA WAZIRI FARID	M	23	C	42	A	20	D	22	C	17	D	25	C	149	24.8	C	42
43	BRIAN LUKAS MBUNZA	M	17	D	39	B	23	C	27	C	14	D	27	C	147	24.5	C	44
44	DEUS ROBERT NYAMHOKYA	M	7	E	33	B	24	C	35	B	28	C	20	D	147	24.5	C	44
45	BENSON SIMON MEELA	M	9	E	31	B	29	C	23	C	19	D	32	B	143	23.8	C	45
46	JONATHAN EDGER MWANAMAWE	M	10	E	43	A	27	C	22	C	21	C	19	D	142	23.7	C	47
47	REBECA AUGUSTINO MBUGE	F	13	D	36	B	19	D	23	C	25	C	26	C	142	23.7	C	47
48	NEWTON MADELLEY MGUNGILE	M	17	D	43	A	21	C	23	C	15	D	21	C	140	23.3	C	48
49	GLORY SETHEN NDOMBA	F	10	E	40	B	23	C	15	D	24	C	27	C	139	23.2	C	49
50	LINAH BONIFACE NGOLOKI	F	16	D	37	B	15	D	26	C	23	C	20	D	137	22.8	C	50

NO	NAME	SEX	MATH		KISW		ENG		SCI		SST		CME		TOTAL	AVG	GRADE	POS
51	GODLISTEN DASTAN KAMNDE	M	15	D	39	B	24	C	17	D	19	D	22	C	136	22.7	C	51
52	GABRIEL SOSPETER MTWALE	M	5	E	35	B	22	C	23	C	22	C	28	C	135	22.5	C	53
53	HAPPYNES MIKA STANLEY	F	12	D	40	B	19	D	18	D	24	C	22	C	135	22.5	C	53
54	JOHNSON JOHN MBANGWA	M	10	E	36	B	21	C	21	C	14	D	28	C	130	21.7	C	54
55	METHEW MAICHAEL BAHAME	M	12	D	34	B	18	D	16	D	25	C	24	C	129	21.5	C	55
56	AHLAM ALLY SALUM	F	10	E	35	B	20	D	17	D	17	D	28	C	127	21.2	C	56
57	BRITON GODFREY MIGORE	M	14	D	9	E	26	C	35	B	16	D	23	C	123	20.5	C	57
58	CLAUDIA GEOFREY MAHEMBA	F	8	E	35	B	25	C	21	C	17	D	16	D	122	20.3	D	58
59	CORIEN EMANUEL MBUNZA	M	10	E	21	C	26	C	21	C	22	C	20	D	120	20.0	D	60
60	GREGORY GERVAS SHAO	M	11	D	22	C	22	C	29	C	11	D	25	C	120	20.0	D	60
61	HAWA OMARY RAMADHAN	F	5	E	39	B	19	D	19	D	17	D	21	C	120	20.0	D	60
62	LIGHTNES OSCAR CHENGULA	F	16	D	39	B	23	C	14	D	13	D	14	D	119	19.8	D	63
63	MARYGLORY DAVID SANGA	F	6	E	39	B	20	D	23	C	13	D	18	D	119	19.8	D	63
64	BRIGHTON STEPHEN AMBUKE	M	10	E	20	D	23	C	24	C	9	E	32	B	118	19.7	D	65
65	SAMWEL MICHAEL MZIRAI	M	13	D	34	B	23	C	15	D	15	D	18	D	118	19.7	D	65
66	JAMES GEORGE CHIWATA	M	9	E	28	C	13	D	16	D	20	D	30	C	116	19.3	D	66
67	ALVIN GEAKISA MWAKYAMI	M	9	E	39	B	15	D	15	D	12	D	25	C	115	19.2	D	67
68	CAROLINE LORDERN NGORAMA	F	13	D	25	C	24	C	20	D	13	D	13	D	108	18.0	D	68
69	ALBERTO REVOCATUS MREMA	M	16	D	32	B	18	D	13	D	12	D	16	D	107	17.8	D	69
70	FILDAUSI BAKARI MUSSA	F	13	D	29	C	17	D	10	E	18	D	15	D	102	17.0	D	71
71	RAMADHAMI MWARAMI KITWANA	M	14	D	34	B	12	D	12	D	9	E	21	C	102	17.0	D	71
72	SPECIOZA JOHN KISAKI	F	12	D	25	C	19	D	15	D	14	D	17	D	102	17.0	D	71
73	JACKLINE RESPIGI MUSHI	F	5	E	31	B	19	D	11	D	14	D	20	D	100	16.7	D	73
74	AALIYA ABDALLAH OMARY	F	8	E	37	B	13	D	15	D	5	E	20	D	98	16.3	D	74
75	ANGEL ERNEST MWANAMBOJI	F	4	E	27	C	17	D	13	D	20	D	14	D	95	15.8	D	75

NO	NAME	SEX	MATH		KISW		ENG		SCI		SST		CME		TOTAL	AVG	GRADE	POS
76	JUDITH OBADIA ANTHONY	F	13	D	28	C	12	D	18	D	7	E	16	D	94	15.7	D	76
77	TERENCE THEOPHIL SWETU	M	9	E	20	D	9	E	14	D	18	D	17	D	87	14.5	D	77
78	KATRIN PARTRICK MATOLA	F	6	E	22	C	15	D	16	D	11	D	11	D	81	13.5	D	78
79	NANCY NICHOLAUS SHOO	F	6	E	34	B	12	D	6	E	10	E	9	E	77	12.8	D	79
80	BERNARD BARAKA FULGENZIO	M	8	E	19	D	10	E	8	E	11	D	13	D	69	11.5	D	80
81	ABRAHAM BAKARI MWANDINI	M																
SUBJECT			SAT	ABS	PASS	SUBJECT RANKING					SCHOOL RANKING							
1	MATHEMATICS		80	1	28	8/8					7/8							
2	KISWAHILI		80	1	76	8/8												
3	ENGLISH		80	1	54	8/8												
4	SCIENCE		80	1	57	7/8												
5	SOCIAL STUDIES		80	1	46	8/8												
6	CIVIC AND MORAL		80	1	60	7/8												